



FIREBUSTERS

FIRE & LIFE SAFETY PROGRAM

October 10—14, 2022

Fire Prevention Week

Teachers, you can use this program to help supplement your fire safety curriculum!
Complete the worksheet during class **OR** send it home for students to complete with their family.

Beginning Monday, **October 10**, five videos corresponding with activities on this worksheet will be available for viewing at the sites listed below. Please watch the videos online or during the KTVZ news each day for answers to help complete the worksheet.

CENTRAL OREGON FIRE SERVICES | COFPC : <http://centraloregonfireservices.org>

Home - KTVZ : <http://ktvz.com>

Please return worksheets to the school office by the morning of Friday, October 21.

Each school with over 50% participation will be entered in a Grand Prize Drawing for a special assembly. Students who return their worksheet could also be entered to win other prizes!

Your local fire agencies have come together as the Central Oregon Fire Prevention Cooperative. We have partnered with public safety agencies and sponsors to create this annual fire & life safety program for Kindergarten through Fifth Grade students in the Central Oregon area for 36 years!

THANK YOU FOR HELPING EDUCATE OUR CENTRAL OREGON CHILDREN ON FIRE & LIFE SAFETY!








Hey Kids! Don't forget to log the days that you Walk & Roll to school on the Commute Options website at www.commuteoptions.org/walkroll/

You could win some cool prizes!

Draw a line to match the Steps For Crossing the Street so that they are in order:

- STEP 1
 - Little  in
- STEP 2
 - Look Left, Right, then Left Again
- STEP 3
 - Cross Quickly, Looking Left and Right, Smile &  !
- STEP 4
 -  at the Curb

NEVER put pills or items that look like candy in your mouth unless a trusted adult gives them to you.

Circle the picture that shows when it is okay to touch and put an X on the picture that shows when you shouldn't touch.



POISON CONTROL 1 (800) 222-1222



Buster is getting ready to float on the river! What does Buster need to put on before jumping in?

Draw a lifejacket on Buster to help keep him safe.

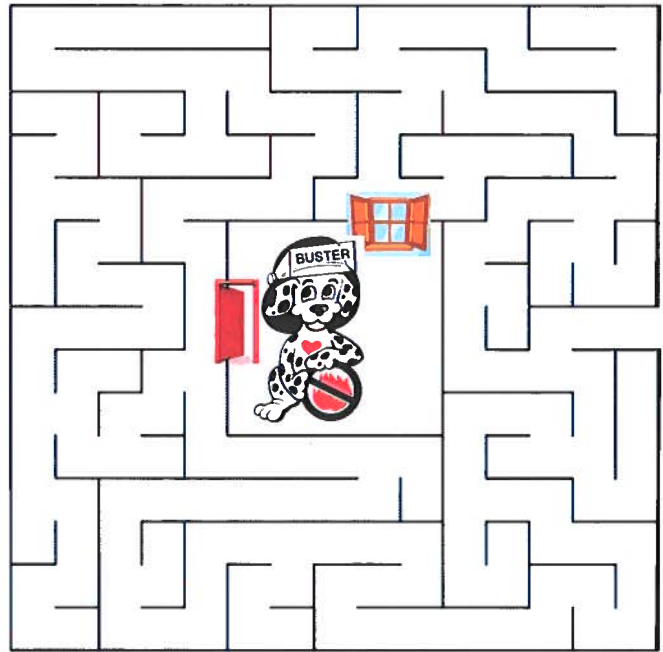
Name: _____

Teacher: _____

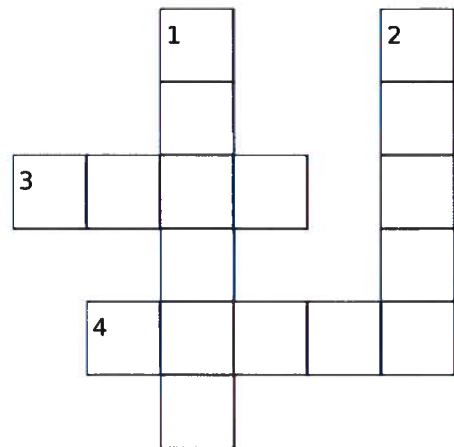
Grade: _____

School: _____

Help Buster find 2 ways out of his bedroom to go to his family meeting place at the tree!



Campfire Safety



Down:

1. Have a _____ and a bucket of water nearby when you have a campfire.
2. Drown a campfire with _____, stir it, _____, stir it, _____, stir it, _____, stir it.

Across:

3. Make sure the fire is _____ to touch before leaving it!
4. _____ leave a campfire unattended.

Word Bank

Cool Never Shovel Water